



# USMLE Step 2 CS for Japanese Medical Students

## Preparing for Success

Daniel Salcedo MD

サルチェード

Nihon University School of Medicine

Division of Medical Education Planning and Development

The background is a dark, monochromatic scene. At the center is a bright, glowing sphere composed of many small, interconnected hexagonal shapes, resembling a molecular or crystalline structure. From this central sphere, numerous thin, light-colored lines radiate outwards in all directions, creating a sense of depth and movement. The overall effect is that of a high-tech, digital or scientific environment.

# USMLE Step 2 CS

# STEP 2 CS

- The Clinical Skills test focuses on the ability to work with North American patients
- Evaluates clinical interaction skills
- It is not an English language test, but it evaluates the candidates English communication skill
- Pass/Fail examination

# How much does it cost and where do I take it?

- 2013 Costs
  - Test Fee \$1,440 (¥126,950)
  - Travel expenses:
    - Flight
    - Accommodation
    - Food, transportation, etc.
- Location:
  - Only in U.S.
  - Test Centers: Atlanta, Chicago, Houston, Los Angeles, Philadelphia

**USMLE  
Step 2  
CS  
Success**

**Language Barrier**  
**Medical Knowledge**  
**Medical Education System**  
**Cultural Barrier**



Hanako  
5<sup>th</sup> Year Medical Student

# Evaluation Components

**ICE**

- Integrated Clinical Encounter

**CIS**

- Communication and Interpersonal Skills

**SEP**

- Spoken English Proficiency



ICE

# Integrated Clinical Encounter

Data gathering:

- History
- Physical examination

Patient note:

- Summarizing findings
- Justified diagnostic impression
- Diagnosis oriented initial work-up



CIS

## Communication and Interpersonal Skills

- Fostering the relationship
- Gathering information
- Providing information
- Making decisions
- Supporting emotions



The logo consists of the letters 'CIS' in a bold, white, sans-serif font, centered within a dark gray rounded square.

# Communication and Interpersonal Skills

- Questioning skills
  - Clear and precise questions
- Information sharing skills
  - Explanations
  - Answering questions from the SP
- Professional manner and rapport
  - Empathy and interaction


The logo consists of the letters 'SEP' in a bold, black, sans-serif font, centered within a dark gray rounded square.

# Spoken English Proficiency

Clarity of communication with patients is evaluated for:

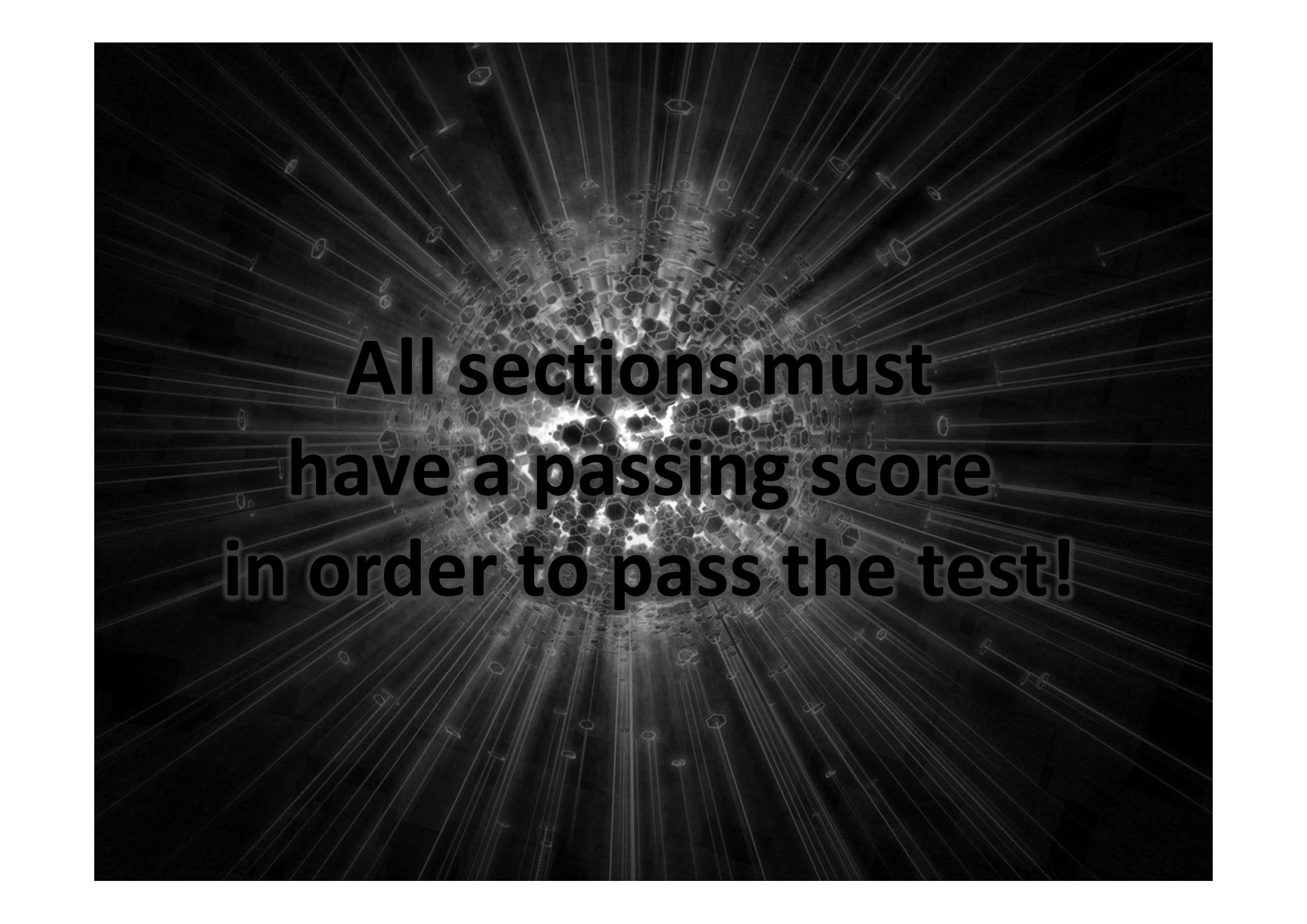
- Pronunciation
- Proper word choice
- Minimizing the necessity to repeat questions or statements

# Pass Requirements from January 1<sup>st</sup>, 2013



“the overall passing rate for examinees from international medical schools will be approximately 18% lower”

USMLE official announcement (December 21<sup>st</sup>, 2013)



**All sections must  
have a passing score  
in order to pass the test!**

# USMLE CS Structure

- 12 Patient Stations
  - 15 min clinical encounter
  - 10 min patient note composition
  - 11 stations are graded and 1 station is for testing future questions
  - Some may be phone cases
- Each case is based on common presenting complaints in North America

# Areas Evaluated

Cardiovascular

Constitutional

Gastrointestinal

Genitourinary

Musculoskeletal

Neurological

Psychiatric

Respiratory

OB/GYN  
Peds

# USMLE 2 CS Encounter

1. Chief complaint and vital signs (Initially provided)
2. History of present illness
3. Past history (Medical and social)
4. Physical examination
5. Diagnostic impression
6. Follow-up plan (labs, imaging)
7. Health promotion counseling
8. Questions from the patient



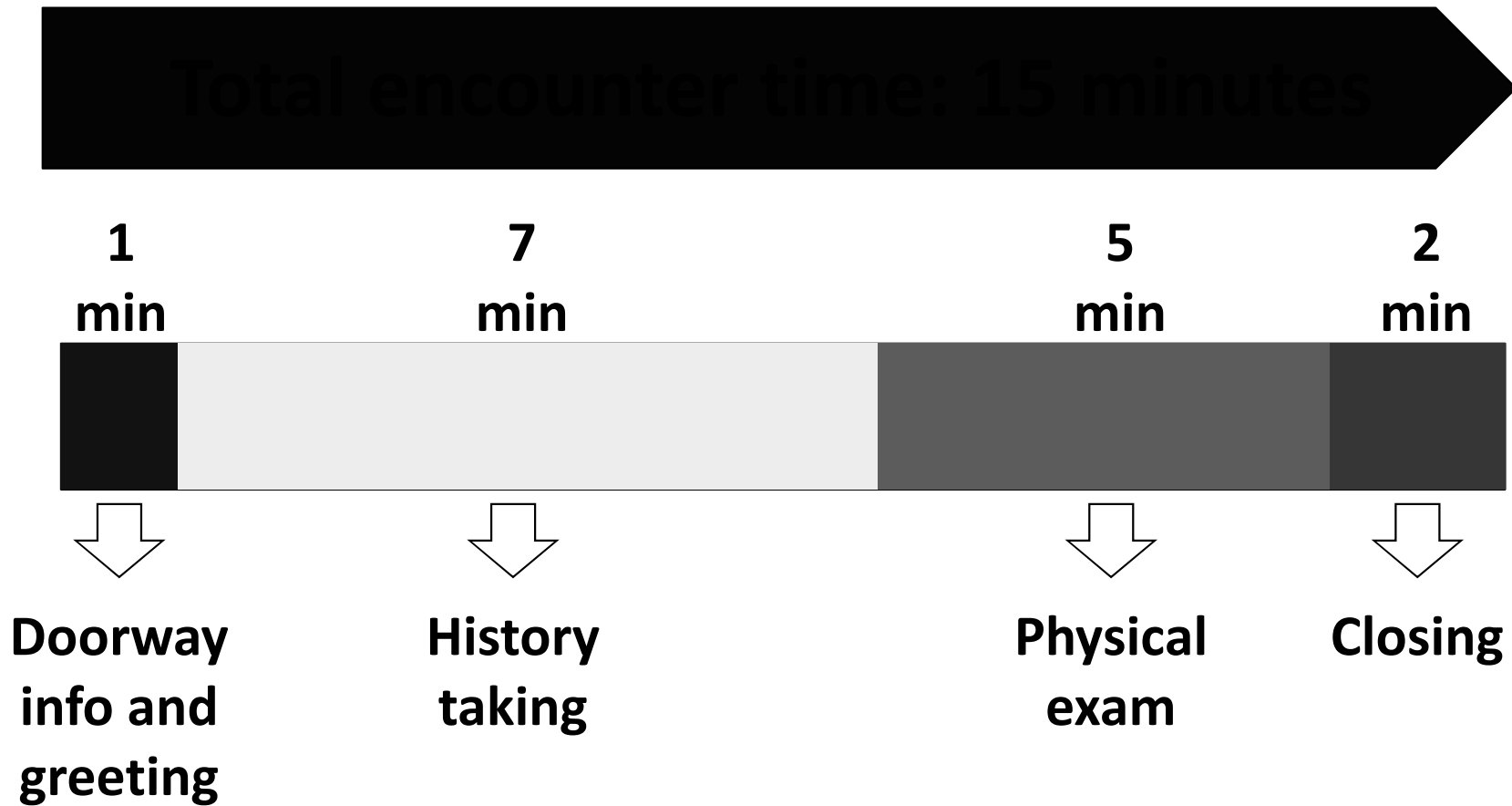
15 Minutes



**Timing is a  
critical factor for  
success!**



# Typical Time Distribution



# USMLE CS Clinical Note

- Done immediately after encounter
- Allotted time is 10 min
- Must be typed using a computer (no paper)
- Must include all relevant positive and negative findings
- Sections:
  - History
  - Physical Exam
  - Data interpretation

# The Clinical Note

- History
  - Describe the history you just obtained from this patient. Include only information relevant (pertinent positives and negatives) to this patient's problem.
- Physical Examination
  - Describe any positive and negative findings relevant to this patient's problems.
- Data Interpretation
  - Based on what you learned from the history and physical, list up to 3 diagnoses that might explain this patient's complaint. Justify using positive and negative findings. List initial diagnostic studies.

# Narrative vs. Bullets

**HISTORY: Describe the history you just obtained from this patient. Include only information (pertinent positives and negatives) relevant to this patient's problem(s).**

Ms. Bingham is a 24 yo woman who complains of worsening sore throat since yesterday morning. She has never had a similar problem in the past. The pain is worse with swallowing; nothing makes it better. There is no SOB or difficulty swallowing. She has fatigue and has had some anorexia since the symptoms began. She has had some fevers but has not taken her temperature. There are no sick contacts at home or at work.

ROS: No chest pain, SOB, abdominal pain, headache

PMHx: none

PSHx: none

FHx: no significant medical issues in the family

SHx: married with 2 children, No ETOH or drugs, monogamous with husband

**HISTORY: Describe the history you just obtained from this patient. Include only information (pertinent positives and negatives) relevant to this patient's problem(s).**

- 24 yo woman who complains of worsening sore throat since yesterday morning
- never had a similar problem in the past
- worse with swallowing; nothing makes it better
- denies SOB or difficulty swallowing
- fatigue and some anorexia since symptoms began
- subjective fever but has not taken her temperature
- no sick contacts at home or at work

ROS: No chest pain, SOB, abdominal pain, headache

PMHx: none

PSHx: none

FHx: no significant medical issues in the family

SHx: married with 2 children, No ETOH or drugs, monogamous with husband

The background is a dark, monochromatic abstract composition. At the center is a bright, glowing sphere composed of numerous small, interconnected hexagonal or polygonal shapes, resembling a molecular or crystalline structure. From this central sphere, a multitude of thin, light-colored lines radiate outwards in all directions, creating a sense of depth and movement. The overall effect is that of a digital or scientific visualization, possibly representing data flow or a complex network.

# **Case Demonstration**

## EXAMINEE INSTRUCTIONS – JAMES THOMAS

### 1. Opening Scenario

James Thomas, a 28-year-old male has come to the outpatient clinic today due to persistent headache.

### 2. Vital Signs

Temperature: 97.7°F (36.5°C)

Blood Pressure: 115/78 mm Hg

Heart Rate: 80/min

Respirations: 14/min

### 3. Examinee Tasks

1. Obtain a history to this patient's problem

2. Perform a relevant physical examination

(Do not perform a breast, pelvic/genital, corneal reflex or rectal examination).

1. Discuss your impressions and any initial plans with the patient.

2. After leaving write a clinical note on the computer

CONFIDENTIAL MATERIALS – NOT FOR DISTRIBUTION

# CS Tips

1. Practice, practice and more practice
2. Look for horses not zebras
3. Learn to listen and react
4. Speak clearly and confidently
5. Layman, layman and more layman
6. Bullets are faster than words